

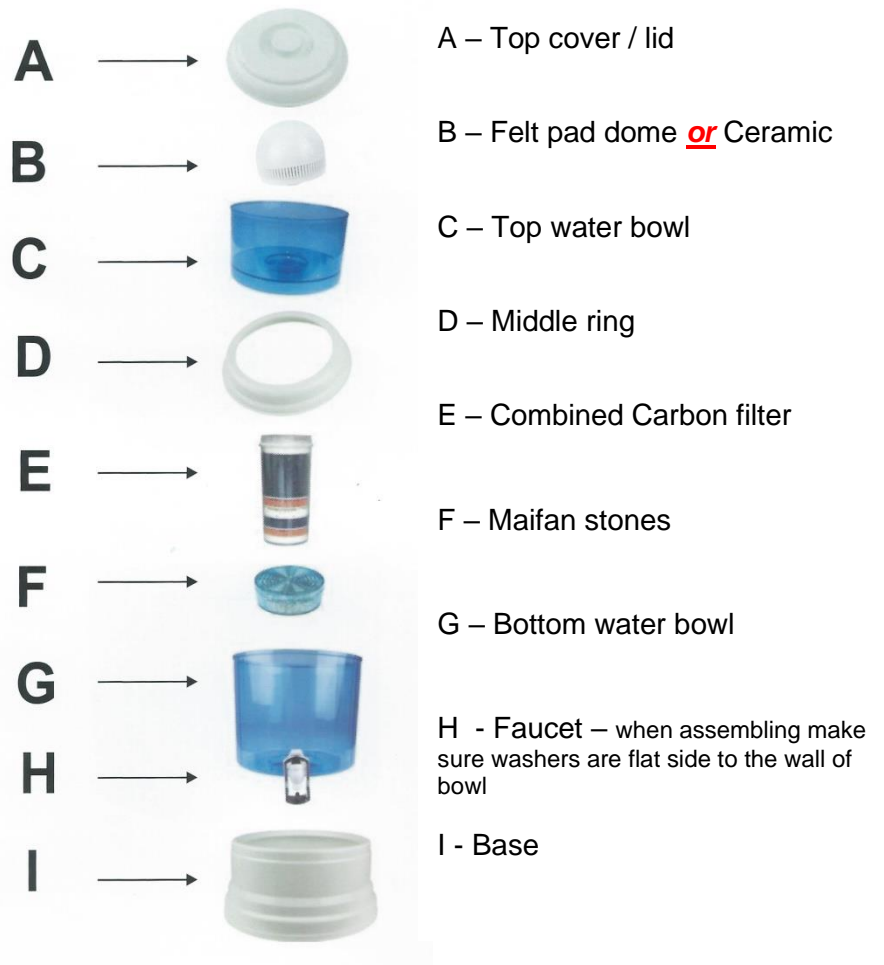
MINERAL POT

Room Temperature Filtered water



Maintenance & Care:

Disassemble bowl at least every 3 months – rinse & wipe with running water and a new chux – do not use any soap or detergents



Felt pad & dome: 0.3 micron removes rust, sediment particles of 0.3 microns and larger. Stops the propagation of bacteria & germs.
– Rinse under running water once a month

Maifan stones: the stones release micro-nutrient mineral elements and neutralises the acids in the water by a process of Ion Exchange to adjust the PH of the water to a mild alkaline.

- remove from container and boil stones in water for 7 min +- every 6 months

Activated carbon: removes chlorine, thihalomethanes (a result of chlorination, which is associated with cancer), organic chemicals, unpleasant odours and tastes.

Bio ceramic infrared balls: adds much needed trace elements: calcium, magnesium, zinc, iodine, iron, potassium and adjust the water to an optimum mild alkaline level and energizes the water molecules

Placement – as the filter removes all chlorine from the water it is very **sensitive to light**. If placed in location exposed to light – not just direct sunlight but also fluorescent lights or just a bright room – a **cover** will be required to prevent algae from growing.

FOR SALES, RENTALS, FILTERS, SERVICE & REPAIRS

PH: 0401 441 291 

www.awesomewatermackay.com

info@awesomewatermackay.com




SERVICING MACKAY SINCE 2004

OPTIONAL - CERAMIC DOME FILTERS


1ST TIME USAGE INSTRUCTIONS

The ceramic dome replaces standard dome with the cloth filter in top bowl



UNSCREW FILTER ANTI-CLICK WISE FROM BOTTOM BOWL.

UNDO NUT AT THE UNDER THE BOTTOM BOWL TO REMOVE STANDARD DOME. REPLACE WITH CERAMIC DOME



ENSURE HOT WATER REMAINS OFF UNTIL YOU HAVE A STEADY FLOW OF WATER FROM THE HOT TAP. YOU WILL RUN THE RISK OF BURNING OUT THE KETTLE IF YOU LEAVE IT ON WITHOUT ENOUGH WATER IN IT.

Please note that **water flow** is much slower when using the Ceramic Dome filter. When first installing it can take up to 48 hours for the water in top bowl to filter through. The flow does increase once the filter has soaked in. You can expect around **1 litre per hour** to go through the filter. For first time use, discard first few litres that has gone through filter.

First Time Use



Run a thin stream of water into the spout of the ceramic dome



Fill a container with water and soak the dome for about 20 minutes



Shake out the water in the dome – this gets rid of the initial taste in the water with first time use, and speeds up the flow of the water

Maintenance & Care

This filter does become very dirty as it collects all the solid particles in the water on the outside of the ceramic dome. Unscrew the carbon filter from top bowl, then undo the nut at the bottom of the bowl to remove the ceramic dome. Under running water, scrub lightly with a toothbrush to remove dirt build-up. Do not use any soap or detergents.

Filter change – Carbon 6 monthly | Ceramic dome 6 monthly | Fluoride dome 12 monthly



FOR SALES, FILTERS, SERVICE & REPAIRS

PH: 0401 441 291 
www.awesomewatermackay.com
info@awesomewatermackay.com



SERVICING MACKAY SINCE 2004